


## ANTHUS IP65-80

Direct | Recessed

### ANTHUS IP 65-80



**ANTHUS IP65-80** is a premium range recessed COB spot downlighter made from die-cast aluminium housing with an efficient heat sink and premium powder-coated finish. Powered by high-quality COB LEDs with a binning tolerance of  $\leq 3$  SDCM and CRI  $\geq 90$ , the luminaire delivers excellent colour consistency and superior lighting performance.

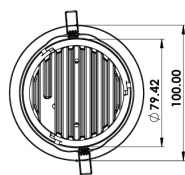
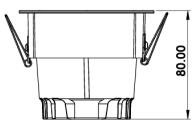
The luminaire maintains at least 70% of its luminous flux after 50,000 operating hours, ensuring long-term reliability. High-efficiency lens and reflector optics are precision engineered and available with 20°, 40°, and 60° beam angle options for accurate and uniform light distribution.

ANTHUS IP65-80 is available in 10W and is crafted for direct recessed lighting applications, making it ideal for residential, hospitality, retail, and professional spaces. Options in reflector finish and RAL colours are available on request to enhance aesthetics, installation flexibility, and functionality.

### Single Line Diagram

Recessed

Anthus IP65 - 80



## ANTHUS IP65-80



### Quick Info

#### Mounting Type

Recessed

#### Material Colour

Customize RAL available

#### Protection mode

IP65

#### Driver Details

ON/OFF/, DALI-2 DT6 / DALI-2 DT8/ DALI +

Power Factor (PF) -0.95

THD- <10%

UGR - <19

#### LED

CCT- 3000K/ 4000K/ 5700K/ TUNABLE WHITE 2700K-6500K

CRI-  $\geq 90$

Life Span - L70@50000h

MacAdam -  $\leq 3$  SDCM

#### Beam Angle

20°/ 40°/ 60°

#### Optics

Lens & Reflector

#### Efficacy

3000K- 94.3

4000K- 103.5

5700K- 111.7

Tunable White 2700K-6500K- 103.5

#### Electrical

Wattage - 10W

Input Voltage- 220-240 VAC

#### Physical

Outer Dia- 100mm

Cutout Dia- 79.42mm

Height- 80mm